



Stock Picking Challenge

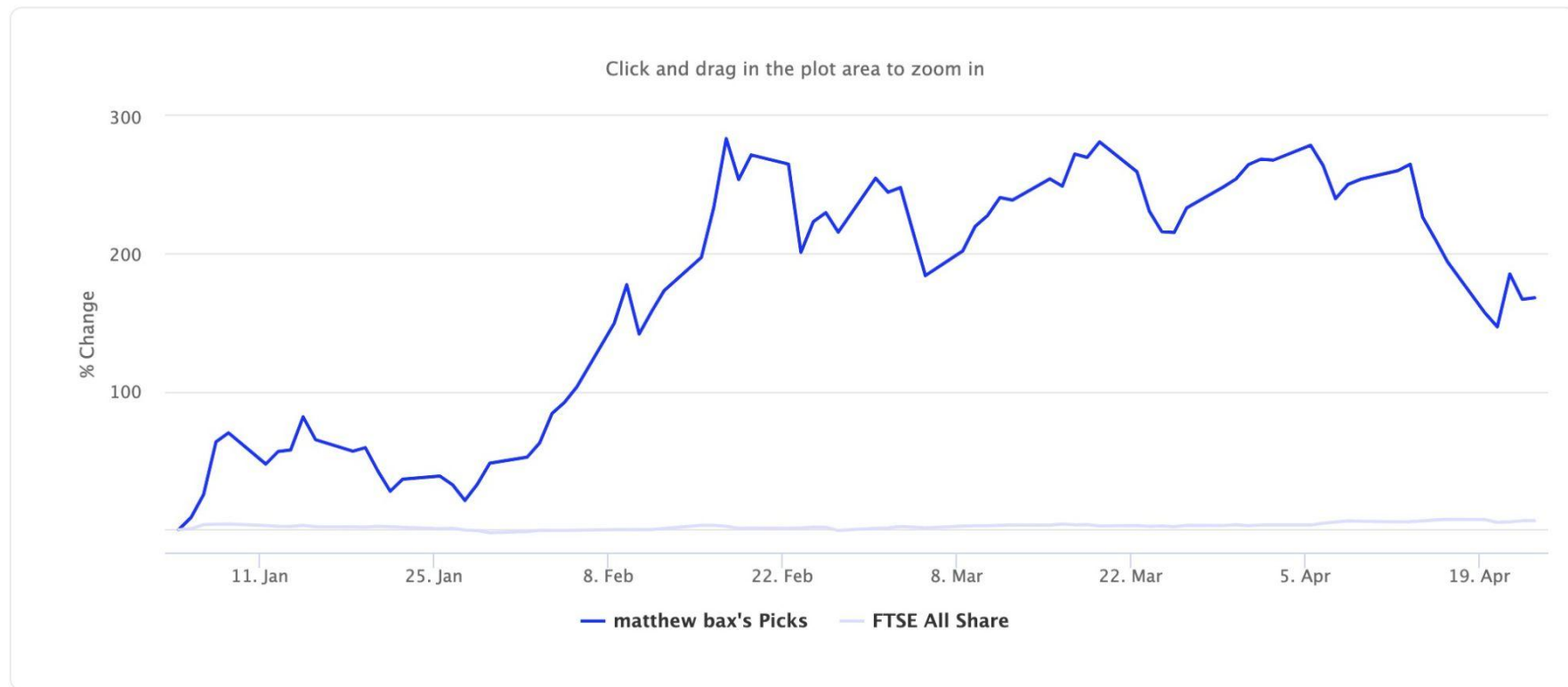
Q1 - 2021

What is the Challenge?

- Stock picking competition with **3,285 Entrants (+52% vs 2020)**
- Select **5 Picks each “hold” for 12 months**
- Prizes on offer (incl. Trip to New York for the winner)
- **Leaderboard at www.stockopedia.com/challenge/2021/**

Q1 Leader

Performance **+265% in Q1**



jamesy227's Picks

jamesy227's Picks have returned +197% (as of the last close).

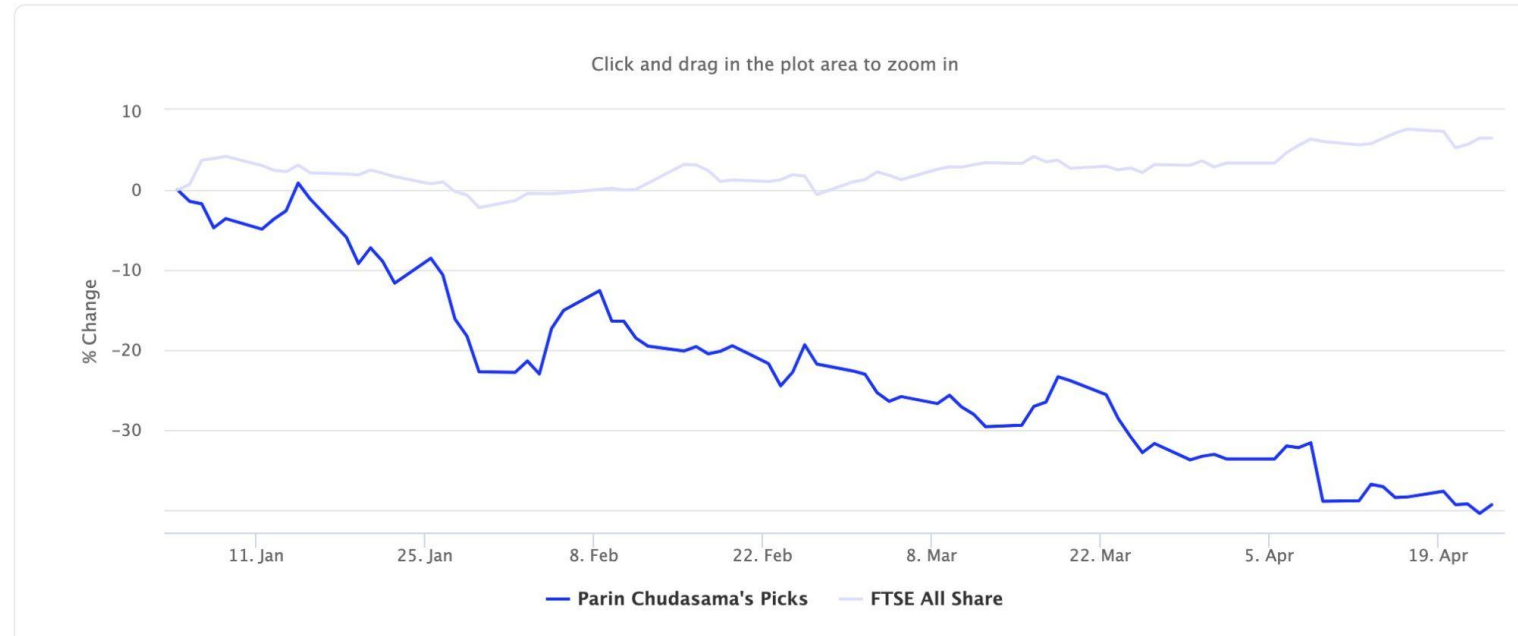
- **Single Industry Bet**
- **All 5 Blockchain stocks**

| | Stock | Performance | StockRank™ | RiskRating | Size Group | StockRank Style |
|----|---|-------------|------------|--------------------|------------|-----------------|
| 1. | Argo Blockchain | 427.3% | 18 | Highly Speculative | Mid Cap | Style Neutral |
| 2. | Cypherpunk Holdings Inc | 13.2% | 89 | Speculative | Micro Cap | Super Stock |
| 3. | MicroStrategy Inc | 57.8% | 35 | Adventurous | Large Cap | Style Neutral |
| 4. | Riot Blockchain Inc | 126.5% | 44 | Speculative | Mid Cap | Momentum Trap |
| 5. | Voyager Digital | 361.4% | 59 | Speculative | Mid Cap | Style Neutral |

Wooden Spoon “Front Runner”

-39% year to date

Performance



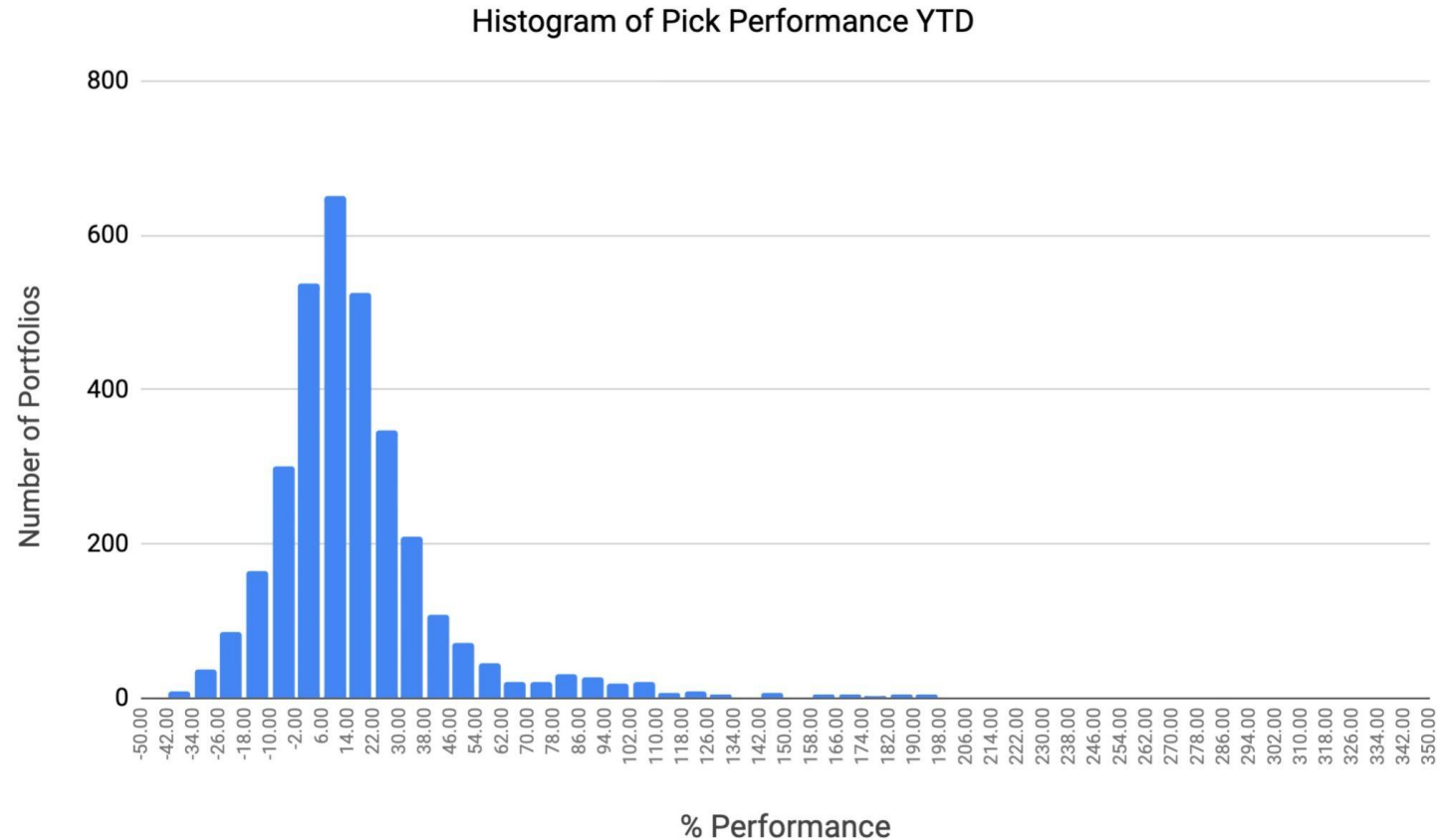
- **Cleantech & Healthcare Dominated**

Parin Chudasama's Picks

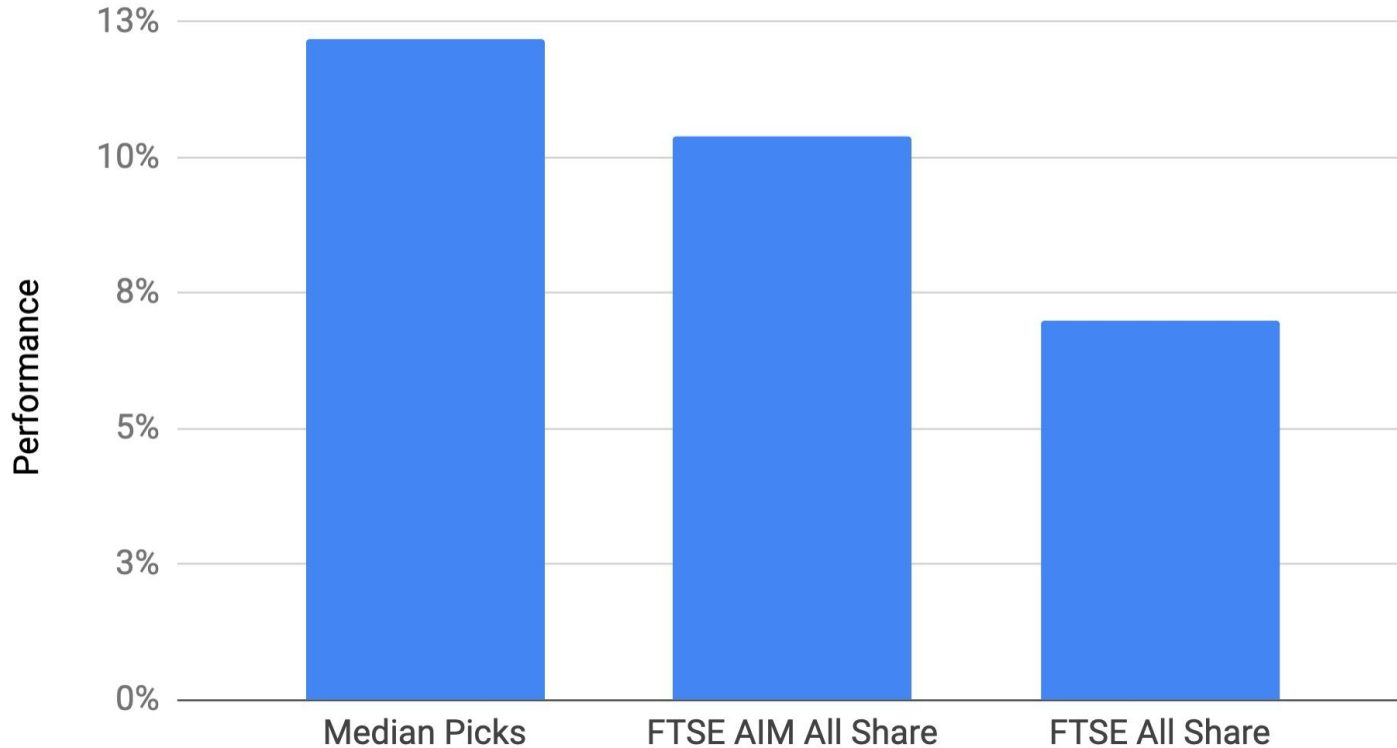
Parin Chudasama's Picks have returned --39.6% (as of the last close).

| | Stock | Performance | StockRank™ | RiskRating | Size Group | StockRank Style |
|----|----------------------------|-------------|------------|--------------------|------------|-----------------|
| 1. | 4D Pharma | -12.9% | 5 | Highly Speculative | Small Cap | Sucker Stock |
| 2. | Napster | -41.2% | 1 | Highly Speculative | Small Cap | Sucker Stock |
| 3. | Novacyt SA | -48.5% | 50 | Highly Speculative | Small Cap | Contrarian |
| 4. | Velocys | -37.9% | 4 | Highly Speculative | Small Cap | Sucker Stock |
| 5. | Verditek | -57.3% | 1 | Highly Speculative | Micro Cap | Sucker Stock |

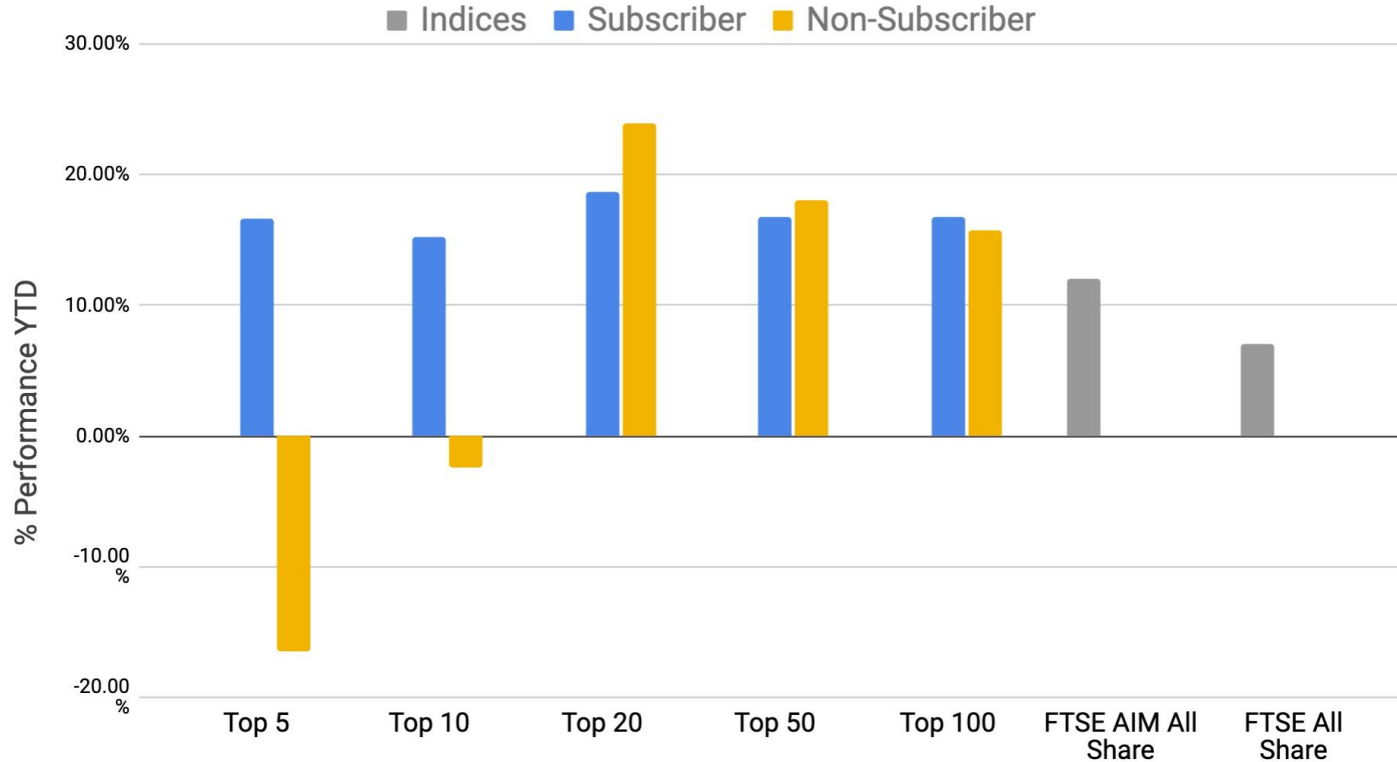
Year to Date Performance



Stock Pickers vs the Indices



Performance of Most Picked Shares 2021 - YTD



Top Picks 2021

www.stockopedia.com/challenge/2021/top-picks/































Top 5 Most Picked Shares in 2021

| name | ticker | Pick Count | Performance YTD % |
|-------------------|--------|------------|-------------------|
| Boohoo | BOO | 309 | -1% |
| Sylvania Platinum | SLP | 281 | 41% |
| 4D Pharma | DDDD | 207 | -13% |
| Saga | SAGA | 190 | 46% |
| Supply@Me Capital | SYME | 166 | -34% |































Best Performers (at least 10 pickers)

| name | ticker | Pick Count | Performance YTD % |
|------------------------------|--------|------------|-------------------|
| Argo Blockchain | ARB | 105 | 427% |
| Kr1 | KR1 | 24 | 384% |
| Premier African Minerals | PREM | 11 | 275% |
| Ferro-Alloy Resources | FAR | 46 | 249% |
| Zephyr Energy | ZPHR | 10 | 220% |
| Escape Hunt | ESC | 12 | 166% |
| Angle | AGL | 49 | 137% |
| Renalytix AI | RENX | 14 | 118% |
| Dev Clever Holdings | DEV | 23 | 114% |
| Agronomics | ANIC | 23 | 112% |
| Carclo | CAR | 11 | 108% |
| Amigo Holdings | AMGO | 47 | 107% |
| Best Of The Best | BOTB | 21 | 107% |
| Avacta | AVCT | 113 | 104% |
| Echo Energy | ECHO | 12 | 102% |
| French Connection | FCCN | 15 | 101% |
| Gaming Realms | GMR | 18 | 101% |
| Card Factory | CARD | 12 | 87% |
| Quadrise Fuels International | QFI | 13 | 82% |
| INCE | INCE | 15 | 81% |

Top **Subscriber** Picks 2021

| YTD % | Flag | Ticker | Name | # Pickers | StockRank | RiskRating | Size Group | Style | Sector |
|-------|---|--------|--|-----------|-----------|--------------------|------------|---------------|---|
| -1% |  | BOO | Boohoo | 266 | 56 | Speculative | Large Cap | Style Neutral |  |
| 41% |  | SLP | Sylvania Platinum | 243 | 99 | Speculative | Small Cap | Super Stock |  |
| 46% |  | SAGA | Saga | 173 | 24 | Speculative | Mid Cap | Value Trap |  |
| 10% |  | VLX | Voilex | 135 | 92 | Adventurous | Mid Cap | High Flyer |  |
| -13% |  | DDDD | 4D Pharma | 70 | 15 | Highly Speculative | Small Cap | Momentum Trap |  |
| 26% |  | JLP | Jubilee Metals | 61 | 75 | Speculative | Small Cap | Style Neutral |  |
| 3% |  | TSLA | Tesla Inc | 58 | 53 | Adventurous | Large Cap | High Flyer |  |
| 23% |  | IAG | International Consolidated Airlines SA | 55 | 23 | Speculative | Large Cap | Style Neutral |  |
| -1% |  | CWR | Ceres Power Holdings | 53 | 31 | Speculative | Mid Cap | Style Neutral |  |
| 17% |  | LLOY | Lloyds Banking | 52 | 65 | Adventurous | Large Cap | Turnaround |  |
| -3% |  | ITM | ITM Power | 50 | 26 | Highly Speculative | Large Cap | Momentum Trap |  |
| 55% |  | ORPH | Open Orphan | 49 | 55 | Highly Speculative | Small Cap | High Flyer |  |
| -4% |  | GAW | Games Workshop | 49 | 68 | Adventurous | Large Cap | High Flyer |  |
| 50% |  | RCH | Reach | 48 | 98 | Speculative | Mid Cap | Super Stock |  |
| 26% |  | CMCX | CMC Markets | 47 | 99 | Speculative | Mid Cap | Super Stock |  |

Top Non-Subscriber Picks 2021

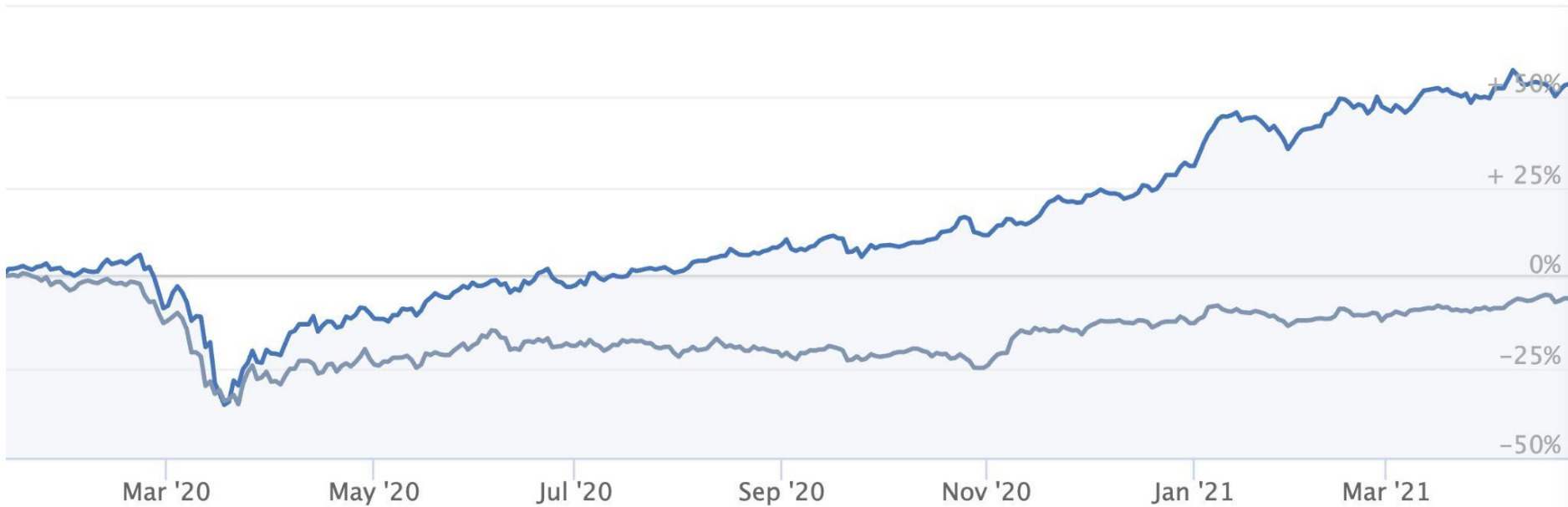
| YTD % | Flag | Ticker | Name | # Pickers | StockRank | RiskRating | Size Group | Style | Sector |
|-------|---|--------|---------------------------------------|-----------|-----------|--------------------|------------|---------------|---|
| -13% |  | DDDD | 4D Pharma | 137 | 15 | Highly Speculative | Small Cap | Momentum Trap |  |
| -34% |  | SYME | Supply@Me Capital | 134 | 13 | Highly Speculative | Small Cap | Momentum Trap |  |
| 3% |  | TSLA | Tesla Inc | 105 | 53 | Adventurous | Large Cap | High Flyer |  |
| -37% |  | GGP | Greatland Gold | 80 | 27 | Highly Speculative | Mid Cap | Momentum Trap |  |
| -3% |  | TILS | Tiziana Life Sciences | 80 | 8 | Highly Speculative | Small Cap | Sucker Stock |  |
| -54% |  | ECR | ECR Minerals | 77 | 14 | Highly Speculative | Micro Cap | Momentum Trap |  |
| 104% |  | AVCT | Avacta | 74 | 10 | Highly Speculative | Small Cap | Sucker Stock |  |
| 7% |  | HZM | Horizonte Minerals | 74 | 41 | Speculative | Small Cap | Momentum Trap |  |
| -16% |  | NIO | NIO Inc | 71 | 32 | Speculative | Large Cap | Momentum Trap |  |
| 17% |  | ODX | Omega Diagnostics | 71 | 24 | Highly Speculative | Small Cap | Momentum Trap |  |
| 427% |  | ARB | Argo Blockchain | 66 | 24 | Highly Speculative | Small Cap | Style Neutral |  |
| 1% |  | AAPL | Apple Inc | 66 | 78 | Balanced | Large Cap | High Flyer |  |
| -4% |  | SNG | Synairgen | 61 | 21 | Highly Speculative | Small Cap | Momentum Trap |  |
| -2% |  | POW | Power Metal Resources | 57 | 18 | Highly Speculative | Micro Cap | Momentum Trap |  |
| 3% |  | AMZN | Amazon.com Inc | 56 | 70 | Balanced | Large Cap | High Flyer |  |

Top Picks Portfolio 2021

<https://stk.pe/top-stocks-2021>

- Create the best portfolio of **"Picks + StockRanks"**
- Most picked 20 stocks, 2 or 3 per sector, with StockRank > 70.

+17.5% year to date (+57% since Jan 2020)













































Download full write-ups of the Top 20, high StockRank, diversified picks in a 44 Page Summary here.

<https://stk.pe/top-stocks-2021>

Portfolio

| Name | | Gain % ▾ | Mkt Cap £m | Stock Rank™ | Sector |
|---|---|----------|---------------|-------------|--------------------|
|  FXPO Ferrexpo |  | +54.9 | 2,526.4 | 99 | Basic Materials |
|  SDI Sdi |  | +51.5 | 179.9 | 80 | Healthcare |
|  RCH Reach |  | +50.1 | 672.5 | 91 | Consumer Cyclical |
|  SLP Sylvania Platinum |  | +40.2 | 335.3 | 99 | Basic Materials |
|  WYN Wynnstay |  | +36.7 | 92.8 | 98 | Consumer Defensive |
|  REDD Redde Northgate |  | +35.3 | 894.5 | 92 | Industrials |
|  WEY Wey Education |  | +33.3 | 65.7 | 74 | Consumer Defensive |
|  CMCX Cmc Markets |  | +26.7 | 1,434.7 | 99 | Industrials |
|  AV. Aviva |  | +23.0 | 15,676.9 | 53 | Financials |
|  BWNG N Brown |  | +17.5 | 320.0 | 93 | Consumer Cyclical |

| Name | | Gain % ▾ | Mkt Cap £m | Stock Rank™ | Sector | > |
|---|---|----------|---------------|-------------|-------------------|---|
|  WEN Wentworth Resources |  | +15.8 | 42.7 | 99 | Energy | |
|  VLX Volex |  | +11.9 | 515.4 | 85 | Industrials | |
|  ERGO Ergomed |  | +8.06 | 550.9 | 56 | Healthcare | |
|  SPSY Spectra Systems |  | +7.14 | 88.8 | 73 | Industrials | |
|  RDSA Royal Dutch Shell |  | +5.46 | 107,030.6 | 56 | Energy | |
|  MWE Mti Wireless Edge |  | -0.690 | 64.2 | 80 | Technology | |
|  GAW Games Workshop |  | -3.48 | 3,529.9 | 52 | Consumer Cyclical | |
|  LOOP Loopup |  | -8.33 | 42.7 | 81 | Technology | |
|  BMN Bushveld Minerals |  | -16.9 | 195.4 | 41 | Energy | |
|  NCYT Novacyt Sa |  | -40.5 | 310.8 | 50 | Healthcare | |